



PRODUCT CATALOG

RESPECT YOUR FLAG

1-800-262-6075 | zeusflagpoles.com

THE HISTORY OF ZEUS™



PLP Circa 1977



PLP Today

“...in 1964, Plastic Laminated Products was incorporated.

Selling fiberglass flagpoles to dealers who know very little about composites was very challenging in those days, but the business grew and more space was needed. In 1972 the company moved from Enfield, CT to Fitzwilliam, NH where it remains today.

The next chapter began in December of 1977 when Bill (Baze) Bazley bought the business which he grew for the next 40 years. The original building in Enfield was about 2,000 sf. The move to Fitzwilliam was to an old grain elevator building. The business occupied about 7,000 sf and rented out the remaining space. However, we soon needed that space as well. Over the years we added a second building and now occupy over 27,000 sf. In the mid 1980's, Bill changed the name to PLP Composite Technologies and we added light poles to our product line.

Over the years, we have made flagpoles ranging from 6' to 123' long and developed a range of commercial light poles including decorative poles with molded decorative shrouds for all sorts of applications. The pursuit of quality and innovation has led to steady growth and many unusual products. On average, our employees have worked here for over 15 years each so their commitment to PLP and our customers is unrivaled in the industry.

Lew Heath, who was instrumental from the start, finally retired in 2008. His legacy is now continued in the third generation of Heaths in the business. Through all these years, however, our focus has remained the same — crafting the highest quality composite poles in the industry at value-driven prices. Now under the ownership of Dan Scheerer, we look forward to our next era of growth driven by our commitment to our customers, product innovation, and quality.”

~J. Heath




Retired Operations Director, son of Lew Heath



CLICK TO LEARN MORE ABOUT OUR DEDICATED TEAM

PLP STANDARD COLORS

Prices shown in catalog are for all standard PLP colors as shown in chart below.



Custom colors can be colormatched for an additional \$500.00 color match fee per project.

This includes poles 15'-40' and up to 4 poles on order. Additional fees for color matching will apply to poles 50'-100' and for larger quantity orders. Additional terms for color matching apply.

CALL OR EMAIL FOR A QUOTE TODAY

AURA LIGHT DUTY SERIES

Pricing Companion Pg.1



ITEM #	DESCRIPTION:	FITTINGS INCLUDED:
15R	15' Above Grade, 17' Overall with 3.85" butt diameter and a 2.75" top diameter. 65mph, unflagged windspeed.	1 of 4" Gold Ball, 1 Truck, 30' of Halyard, 1 set of Nylon Snaps, 1 of 5.5" Nylon Cleat, & 12" Flash Collar & ground sleeve
20R	20' Above Grade, 22' Overall with 4" butt diameter and a 2.75" top diameter. 65mph, unflagged windspeed	1 of 4" Gold Ball, 1 Truck, 40' of Halyard, 1 set of Nylon Snaps, 1 of 5.5" Nylon Cleat, & 12" Flash Collar & ground sleeve
HB 20R	20' Above Grade, 4" butt diameter and a 2.75" top diameter. Hinge base is pre-installed prior to shipment. 65mph, unflagged windspeed.	1 of 4" Gold Ball, 1 Truck, 40' of Halyard, 1 set of Nylon Snaps, 1 of 5.5" Nylon Cleat, & 12" Round Decorative Collar *Anchor Bolts not included
25R	25' Above Grade, 27' Overall with 4.25" butt diameter and a 2.75" top diameter. 65mph, unflagged windspeed.	1 of 4" Gold Ball, 1 Truck, 50' of Halyard, 1 set of Nylon Snaps, 1 of 5.5" Nylon Cleat, & 12" Flash Collar & ground sleeve
25R-YA	25' Above Grade, 27' Overall with 4.25" butt diameter and a 2.75" top diameter with a 6' Yardarm. 65mph, unflagged windspeed	1 of 4" Gold Ball, 1 Truck, 50' of Halyard (main mast), 3 sets of Nylon Snaps, 3 of 5.5" Nylon Cleat, & 12" Flash Collar (yardarm with bracket, pulleys, 2 of 35' halyards (yardarm sides), bolts & nuts) & ground sleeve
HB 25R	25' Above Grade, 4.25" butt diameter and a 2.75" top diameter. Hinge base is pre-installed prior to shipment. 65mph, unflagged windspeed	1 of 4" Gold Ball, 1 Truck, 50' of Halyard, 1 set of Nylon Snaps, 1 of 5.5" Nylon Cleat, & 12" Round Decorative Collar *Anchor Bolts not included

AEOLUS STANDARD DUTY SERIES EXTERNAL

Pricing Companion Pg.1



ITEM #	DESCRIPTION:	FITTINGS INCLUDED:
20X	20' Above Grade, 23' Overall with 5.75" butt diameter and a 3" top diameter. 125mph, unflagged windspeed	1 of 6" Gold Ball, 1 FG Double Sheave Stationary Truck, 40' of Halyard, 1 set of Brass Snaps w/vinyl covers, 1 of 8.5" Nylon Cleat, & 16" Flash Collar & ground sleeve
25X	25' Above Grade, 28' Overall with 6" butt diameter and a 3" top diameter. 125mph, unflagged windspeed	1 of 6" Gold Ball, 1 FG Double Sheave Stationary Truck, 50' of Halyard, 1 set of Brass Snaps w/vinyl covers, 1 of 8.5" Nylon Cleat, & 16" Flash Collar & ground sleeve
30X	30' Above Grade, 33' Overall with 6.75" butt diameter and a 3" top diameter. 125mph, unflagged windspeed	1 of 6" Gold Ball, 1 FG Double Sheave Stationary Truck, 60' of Halyard, 1 set of Brass Snaps w/vinyl covers, 1 of 8.5" Nylon Cleat, & 16" Flash Collar & ground sleeve
35X	35' Above Grade, 39' Overall with 7" butt diameter and a 3" top diameter. 125mph, unflagged windspeed	1 of 6" Gold Ball, 1 FG Double Sheave Stationary Truck, 70' of Halyard, 1 set of Brass Snaps w/vinyl covers, 1 of 8.5" Nylon Cleat, & 16" Flash Collar & ground sleeve
40X	40' Above Grade, 43' Overall with 7" butt diameter and a 3" top diameter. *This pole is equipped with a 7' extension (pre-installed prior to shipment). 125mph, unflagged windspeed	1 of 8" Gold Ball, 1 FG Double Sheave Stationary Truck, 80' of Halyard, 1 set of Brass Snaps w/vinyl covers, 1 of 8.5" Nylon Cleat, & 16" Flash Collar & ground sleeve

AEOLUS STANDARD DUTY SERIES EXTERNAL

Pricing Companion Pg.1



ITEM #	DESCRIPTION:	FITTINGS INCLUDED:
50X	50' Above Grade External, 55' Overall with 10" butt diameter and a 4.5" top diameter (pole is a 2 pc. with splice design) Splice is pre-installed & marked for best fit. . 125mph, unflagged windspeed	1 of 10" Gold Ball, 1 Aluminum Double Sheave Revolving Truck, 100' of Halyard, 1 set of Brass Snaps w/vinyl covers, 1 of 8" Powder Coated Aluminum Cleat, & 23" Flash Collar & ground sleeve
60X	60' Above Grade External, 66' Overall with 10.5" butt diameter and a 4.5" top diameter (pole is a 2 pc. with splice design) Splice is pre-installed & marked for best fit. . 125mph, unflagged windspeed	1 of 10" Gold Ball, 1 Aluminum Double Sheave Revolving Truck, 120' of Halyard, 1 set of Brass Snaps w/vinyl covers, 1 of 8" Powder Coated Aluminum Cleat, & 23" Flash Collar & ground sleeve
70X	70' Above Grade External, 77' Overall with 16" butt diameter and a 4.5" top diameter (pole is a 2 pc. with splice design) Splice is pre-installed & marked for best fit. . 125mph, unflagged windspeed	1 of 12" Gold Ball, 1 Aluminum Double Sheave Revolving Truck, 170' of Halyard, 1 set of Brass Snaps w/vinyl covers, 1 of 10" Powder Coated Aluminum Cleat, & 23" Flash Collar & ground sleeve
80X	80' Above Grade External, 88' Overall with 16.5" butt diameter and a 4.5" top diameter (pole is a 3 pc. with splice design) Splice is pre-installed & marked for best fit. . 125mph, unflagged windspeed	1 of 12" Gold Ball, 1 Aluminum Double Sheave Revolving Truck, 160' of Halyard, 1 set of Brass Snaps w/vinyl covers, 1 of 10" Powder Coated Aluminum Cleat, & 23" Flash Collar & ground sleeve

AEOLUS STANDARD DUTY SERIES INTERNAL

Pricing Companion Pg.1



ITEM #	DESCRIPTION:	FITTINGS INCLUDED:
201	20' Above Grade Internal, 23' Overall with 5.75" butt diameter and a 3" top diameter (halyard, cam cleat & door will arrive on flagpole). 125mph, unflagged windspeed	1 of 6" Gold Ball, 1 FG Single Sheave Stationary Truck, 1 set of Brass Snaps w/vinyl covers, security driver, small retaining ring, small counterweight, & 16" Flash Collar & ground sleeve
251	25' Above Grade Internal, 28' Overall with 6" butt diameter and a 3" top diameter (halyard, cam cleat & door will arrive on flagpole). 125mph, unflagged windspeed	1 of 6" Gold Ball, 1 FG Single Sheave Stationary Truck, 1 set of Brass Snaps w/vinyl covers, security driver, small retaining ring, small counterweight, & 16" Flash Collar & ground sleeve
301	30' Above Grade Internal, 33' Overall with 6.75" butt diameter and a 3" top diameter (halyard, cam cleat & door will arrive on flagpole). 125mph, unflagged windspeed	1 of 6" Gold Ball, 1 FG Single Sheave Stationary Truck, 1 set of Brass Snaps w/vinyl covers, security driver, small retaining ring, small counterweight, & 16" Flash Collar & ground sleeve
351	35' Above Grade Internal, 39' Overall with 7" butt diameter and a 3" top diameter (halyard, cam cleat & door will arrive on flagpole). 125mph, unflagged windspeed	1 of 6" Gold Ball, 1 FG Single Sheave Stationary Truck, 1 set of Brass Snaps w/vinyl covers, security driver, small retaining ring, small counterweight, & 16" Flash Collar & ground sleeve
401	40' Above Grade Internal, 43' Overall with 7" butt diameter and a 3" top diameter *This pole is equipped with a 7' extension, pre-installed prior to shipment. (halyard, cam cleat & door will arrive on flagpole)	1 of 8" Gold Ball, 1 FG Single Sheave Stationary Truck, 1 set of Brass Snaps w/vinyl covers, security driver, small retaining ring, small counterweight, & 16" Flash Collar & ground sleeve

AEOLUS STANDARD DUTY SERIES INTERNAL

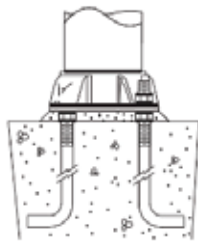
Pricing Companion Pg.1



ITEM #	DESCRIPTION:	FITTINGS INCLUDED:
50I	50' Above Grade Internal, 55' Overall with 10" butt diameter and a 4.5" top diameter (pole is 2 pc. with splice design) Splice is pre-installed & marked for best fit. 125mph, unflagged windspeed	1 of 10" Gold Ball, 1 Aluminum Revolving Truck, Winch, Winchhandle, 100' of Cable, 1 set of S/S Snaps w/vinyl covers, medium retaining ring, large counterweight, 8'x12' Flag Arrangement, & 23" Flash Collar & ground sleeve
60I	60' Above Grade Internal, 66' Overall with 10.5" butt diameter and a 4.5" top diameter (pole is 2 pc. with splice design) Splice is pre-installed & marked for best fit. 125mph, unflagged windspeed	1 of 10" Gold Ball, 1 Aluminum Revolving Truck, Winch, Winchhandle, 120' of Cable, 1 set of S/S Snaps w/vinyl covers, medium retaining ring, large counterweight, 10'x15' Flag Arrangement, & 23" Flash Collar & ground sleeve
70I	70' Above Grade Internal, 77' Overall with 16" butt diameter and a 7" top diameter (pole is 2 pc. with splice design) Splice is pre-installed & marked for best fit. 125mph, unflagged windspeed	1 of 12" Gold Ball, 1 Aluminum Revolving Truck, Winch, Winchhandle, 140' of Cable, 1 set of S/S Snaps w/vinyl covers, medium retaining ring, large counterweight, 12'x18' Flag Arrangement, & 30" Flash Collar & ground sleeve
80I	80' Above Grade Internal, 88' Overall with 16.5" butt diameter and a 7" top diameter (pole is 3 pc. with splice design) Splice is pre-installed & marked for best fit. 125mph, unflagged windspeed	1 of 12" Gold Ball, 1 Aluminum Revolving Truck, Winch, Winchhandle, 160' of Cable, 1 set of S/S Snaps w/vinyl covers, medium retaining ring, large counterweight, 12'x18' Flag Arrangement, & 30" Flash Collar & ground sleeve
90I	90' Above Grade Internal, 99' Overall with 17" butt diameter and a 7" top diameter (pole is 3 pc. with splice design) Splice is pre-installed & marked for best fit. 125mph, unflagged windspeed	1 of 12" Gold Ball, 1 Aluminum Revolving Truck, Winch, Winchhandle, 180' of Cable, 1 set of S/S Snaps w/vinyl covers, medium retaining ring, large counterweight, 20'x30' Flag Arrangement, & 30" Flash Collar & ground sleeve
100I	100' Above Grade Internal, 110' Overall with 17.5" butt diameter and a 7" top diameter (pole is 3 pc. with splice design) Splice is pre-installed & marked for best fit. 125mph, unflagged windspeed	1 of 12" Gold Ball, 1 Aluminum Revolving Truck, Winch, Winchhandle, 200' of Cable, 1 set of S/S Snaps w/vinyl covers, medium retaining ring, large counterweight, 20'x30' Flag Arrangement, & 30" Flash Collar & ground sleeve

AEOLUS SERIES EXTERNAL & INTERNAL ANCHOR BASE

Pricing Companion Pg.2



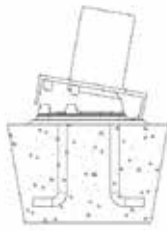
Shroud & Bolts
sold separately



ITEM #	DESCRIPTION:	FITTINGS INCLUDED:
AB 20X	20' Overall w/ External Anchor Base, 5.75" butt diameter and 3" top diameter (does not include bolts). 125mph, unflagged windspeed.	1 of 6" Gold Ball, 1 External Stationary Truck, 40' of Halyard, 1 set of Brass Snaps w/ Vinyl Covers, 1 of 8.5" Nylon Cleat (Decorative Shroud Sold Separate - See Below)
AB 25X	25' Overall w/ External Anchor Base, 6.5" butt diameter and 3" top diameter (does not include bolts). 125mph, unflagged windspeed.	1 of 6" Gold Ball, 1 External Stationary Truck, 50' of Halyard, 1 set of Brass Snaps w/ Vinyl Covers, 1 of 8.5" Nylon Cleat (Decorative Shroud Sold Separate - See Below)
AB 30X	30' Overall w/ External Anchor Base, 6.5" butt diameter and 3" top diameter (does not include bolts). 125mph, unflagged windspeed.	1 of 6" Gold Ball, 1 External Stationary Truck, 60' of Halyard, 1 set of Brass Snaps w/ Vinyl Covers, 1 of 8.5" Nylon Cleat (Decorative Shroud Sold Separate - See Below)
AB 35X	35' Overall w/ External Anchor Base, 7" butt diameter and 3" top diameter (does not include bolts). 125mph, unflagged windspeed.	1 of 6" Gold Ball, 1 External Stationary Truck, 70' of Halyard, 1 set of Brass Snaps w/ Vinyl Covers, 1 of 8.5" Nylon Cleat (Decorative Shroud Sold Separate - See Below)
AB 20I	20' Overall w/ Internal Anchor Base, 5.75" butt diameter and 3" top diameter (does not include bolts). *Door, Halyard, & Cam Cleat ship with pole. 125mph, unflagged windspeed.	1 of 6" Gold Ball, 1 Internal Stationary Truck, 1 set of Brass Snaps with Vinyl Covers, Small Retaining Ring, Small Counterweight, Security Driver (Decorative Shroud Sold Separate - See Below)
AB 25I	25' Overall w/ Internal Anchor Base, 6.5" butt diameter and 3" top diameter (does not include bolts). *Door, Halyard, & Cam Cleat ship with pole. 125mph, unflagged windspeed.	1 of 6" Gold Ball, 1 Internal Stationary Truck, 1 set of Brass Snaps with Vinyl Covers, Small Retaining Ring, Small Counterweight, Security Driver (Decorative Shroud Sold Separate - See Below)
AB 30I	30' Overall w/ Internal Anchor Base, 6.5" butt diameter and 3" top diameter (does not include bolts). *Door, Halyard, & Cam Cleat ship with pole. 125mph, unflagged windspeed.	1 of 6" Gold Ball, 1 Internal Stationary Truck, 1 set of Brass Snaps with Vinyl Covers, Small Retaining Ring, Small Counterweight, Security Driver (Decorative Shroud Sold Separate - See Below)
AB 35I	35' Overall w/ Internal Anchor Base, 7" butt diameter and 3" top diameter (does not include bolts). *Door, Halyard, & Cam Cleat ship with pole. 125mph, unflagged windspeed.	1 of 6" Gold Ball, 1 Internal Stationary Truck, 1 set of Brass Snaps with Vinyl Covers, Small Retaining Ring, Small Counterweight, Security Driver (Decorative Shroud Sold Separate - See Below)
Shroud 12.5 2PC	12.5" Decorative Shroud for Anchor Base, 2pc. Version (optional)	
ANBOLT 3/4"x24"	3/4" X 24" X 4" LEG 5" Thread Anchor Bolt with 2 Nuts and 2 Washers ASTM F1554 Grade 55 HDG	Sold Individually for \$27 each, set of 4 bolts \$108.00 (4 are required per Anchor Or Hinge base)

AEOLUS SERIES EXTERNAL & INTERNAL HINGE BASE

Pricing Companion Pg.2



Bolts sold separately

ITEM #	DESCRIPTION:	FITTINGS INCLUDED:
HB 20X	20' Overall w/ External Hinge Base, 5.75" butt diameter and 3" top diameter (does not include bolts). 125mph, unflagged windspeed.	1 of 6" Gold Ball, 1 External Stationary Truck, 40' of Halyard, 1 set of Brass Snaps w/ Vinyl Covers, 1 of 8.5" Nylon Cleat.
HB 25X	25' Overall w/ External Hinge Base, 6.5" butt diameter and 3" top diameter (does not include bolts). 125mph, unflagged windspeed.	1 of 6" Gold Ball, 1 External Stationary Truck, 50' of Halyard, 1 set of Brass Snaps w/ Vinyl Covers, 1 of 8.5" Nylon Cleat.
HB 30X	30' Overall w/ External Hinge Base, 6.5" butt diameter and 3" top diameter (does not include bolts). 125mph, unflagged windspeed.	1 of 6" Gold Ball, 1 External Stationary Truck, 60' of Halyard, 1 set of Brass Snaps w/ Vinyl Covers, 1 of 8.5" Nylon Cleat.
HB 20I	20' Overall w/ Internal Hinge Base, 5.75" butt diameter and 3" top diameter (does not include bolts). *Door, Halyard, & Cam Cleat ship with pole. 125mph, unflagged windspeed.	1 of 6" Gold Ball, 1 Internal Stationary Truck, 1 set of Brass Snaps with Vinyl Covers, Small Retaining Ring, Small Counterweight, Security Driver.
HB 25I	25' Overall w/ Internal Hinge Base, 6.5" butt diameter and 3" top diameter (does not include bolts). *Door, Halyard, & Cam Cleat ship with pole. 125mph, unflagged windspeed.	1 of 6" Gold Ball, 1 Internal Stationary Truck, 1 set of Brass Snaps with Vinyl Covers, Small Retaining Ring, Small Counterweight, Security Driver.
HB 30I	30' Overall w/ Internal Hinge Base, 6.5" butt diameter and 3" top diameter (does not include bolts). *Door, Halyard, & Cam Cleat ship with pole. 125mph, unflagged windspeed.	1 of 6" Gold Ball, 1 Internal Stationary Truck, 1 set of Brass Snaps with Vinyl Covers, Small Retaining Ring, Small Counterweight, Security Driver.
Anbolt 3/4"x24"	3/4" X 24" X 4" LEG 5" Thread Anchor Bolt with 2 Nuts and 2 Washers ASTM F1554 Grade 55 HDG	Sold Individually for \$27 each, set of 4 bolts \$108.00 (4 are required per Anchor Or Hinge base)

AEOLUS SERIES OUTRIGGER & VERTICAL WALL MOUNT

Pricing Companion Pg.2



SPECIAL ORDER ONLY—PLEASE REQUEST PRICING

*PLAN ON EXTENDED LEADTIME

ITEM #	DESCRIPTION:	FITTINGS INCLUDED:
V15	15' Overall with 4" butt diameter and a 2.75" top diameter. 125mph, unflagged windspeed.	1 of 6" Gold Ball, 1 External Stationary Truck, 40' of Halyard, 1 set of Brass Snaps with Vinyl Covers, 1 of 8.5" Nylon Cleat, & 1 set of 4" Brackets
V20	20' Overall with 4" butt diameter and a 2.75" top diameter. 125mph, unflagged windspeed.	1 of 6" Gold Ball, 1 External Stationary Truck, 50' of Halyard, 1 set of Brass Snaps with Vinyl Covers, 1 of 8.5" Nylon Cleat, & 1 set of 4" Brackets
V25	25' Overall with 6" butt diameter and a 3" top diameter. 125mph, unflagged windspeed.	1 of 6" Gold Ball, 1 External Stationary Truck, 60' of Halyard, 1 set of Brass Snaps with Vinyl Covers, 1 of 8.5" Nylon Cleat, & 1 set of 6" Brackets
V30	30' Overall with 6" butt diameter and a 3" top diameter. 125mph, unflagged windspeed.	1 of 6" Gold Ball, 1 External Stationary Truck, 70' of Halyard, 1 set of Brass Snaps with Vinyl Covers, 1 of 8.5" Nylon Cleat, & 1 set of 6" Brackets
OR 10	10' Overall with 5" butt diameter and a 3" top diameter. 125mph, unflagged windspeed.	1 of 6" Gold Ball, 1 Aluminum Stationary Gaff Truck, 30' of Halyard, 1 set of Brass Snaps with Vinyl Covers, 1 of 8.5" Nylon Cleat, Outrigger Bracket, & Decorative Cover
OR 12	12' Overall with 5" butt diameter and a 3" top diameter. 125mph, unflagged windspeed.	1 of 6" Gold Ball, 1 Aluminum Stationary Gaff Truck, 34' of Halyard, 1 set of Brass Snaps with Vinyl Covers, 1 of 8.5" Nylon Cleat, Outrigger Bracket, & Decorative Cover
OR 14	14' Overall with 5" butt diameter and a 3" top diameter. 125mph, unflagged windspeed.	1 of 6" Gold Ball, 1 Aluminum Stationary Gaff Truck, 38' of Halyard, 1 set of Brass Snaps with Vinyl Covers, 1 of 8.5" Nylon Cleat, Outrigger Bracket, & Decorative Cover

APOLLO SEVERE WEATHER EXTERNAL SERIES

Pricing Companion Pg.3



ITEM #	DESCRIPTION:	FITTINGS INCLUDED:
SW 25X	25' Above Grade External, 28' Overall with 6" butt diameter and a 3" top diameter. 180 mph, unflagged windspeed	1 of 6" Gold Ball, 1 FG Double Sheave Stationary Truck, 50' of Halyard, 1 set of Stainless Steel Snaps w/vinyl covers, 1 of 8" Powder Coated Aluminum Cleat, & 16" Flash Collar & ground sleeve
SW 30X	30' Above Grade External, 33' Overall with 6.6" butt diameter and a 3" top diameter. 180 mph, unflagged windspeed	1 of 6" Gold Ball, 1 FG Double Sheave Stationary Truck, 60' of Halyard, 1 set of Stainless Steel Snaps w/vinyl covers, 1 of 8" Powder Coated Aluminum Cleat, & 16" Flash Collar & ground sleeve
SW 35X	35' Above Grade External, 39' Overall with 7.25" butt diameter and a 3" top diameter. 180 mph, unflagged windspeed	1 of 8" Gold Ball, 1 FG Double Sheave Stationary Truck, 70' of Halyard, 1 set of Stainless Steel Snaps w/vinyl covers, 1 of 8" Powder Coated Aluminum Cleat, & 16" Flash Collar & ground sleeve
SW 40X	40' Above Grade External, 44' Overall with 8" butt diameter and a 3" top diameter. 180 mph, unflagged windspeed. *Requires special 4'x9" ground sleeve (included)	1 of 8" Gold Ball, 1 FG Double Sheave Stationary Truck, 80' of Halyard, 1 set of Stainless Steel Snaps w/vinyl covers, 1 of 8" Powder Coated Aluminum Cleat, & 16" Flash Collar & ground sleeve
SW 50X	50' Above Grade External, 55' Overall with 10.5" butt diameter and a 3" top diameter (pole is equipped with a plug to accept the 1-1/4" NPT truck provided). 180 mph, unflagged windspeed	1 of 10" Gold Ball, 1 Aluminum Double Sheave Revolving Truck, 100' of Halyard, 1 set of Stainless Steel Snaps w/vinyl covers, 1 of 10" Powder Coated Aluminum Cleat, & 23" Flash Collar & ground sleeve
SW 60X	60' Above Grade External, 66' Overall with 11" butt diameter and a 3" top diameter (pole is equipped with a plug to accept the 1-1/4" NPT truck provided). 180 mph, unflagged windspeed	1 of 10" Gold Ball, 1 Aluminum Double Sheave Revolving Truck, 120' of Halyard, 1 set of Stainless Steel Snaps w/vinyl covers, 1 of 10" Powder Coated Aluminum Cleat, & 23" Flash Collar & ground sleeve

APOLLO SEVERE WEATHER INTERNAL SERIES

Pricing Companion Pg.3



ITEM #	DESCRIPTION:	FITTINGS INCLUDED:
SW 25I	25' Above Grade Internal, 28' Overall with 6" butt diameter and a 3" top diameter. 180 mph, unflagged windspeed (halyard, cam cleat, & door will arrive on flagpole)	1 of 6" Gold Ball, 1 FG Single Sheave Stationary Truck, 50' of Halyard, 1 set of Stainless Steel Snaps w/vinyl covers, 1 of 8" Powder Coated Aluminum Cleat, & 16" Flash Collar & ground sleeve
SW 30I	30' Above Grade Internal, 33' Overall with 6.6" butt diameter and a 3" top diameter. 180 mph, unflagged windspeed (halyard, cam cleat, & door will arrive on flagpole)	1 of 6" Gold Ball, 1 FG Single Sheave Stationary Truck, 60' of Halyard, 1 set of Stainless Steel Snaps w/vinyl covers, 1 of 8" Powder Coated Aluminum Cleat, & 16" Flash Collar & ground sleeve
SW 35I	35' Above Grade Internal, 39' Overall with 7.25" butt diameter and a 3" top diameter. 180 mph, unflagged windspeed (halyard, cam cleat, & door will arrive on flagpole)	1 of 8" Gold Ball, 1 FG Single Sheave Stationary Truck, 70' of Halyard, 1 set of Stainless Steel Snaps w/vinyl covers, 1 of 8" Powder Coated Aluminum Cleat, & 16" Flash Collar & ground sleeve
SW 40I	40' Above Grade Internal, 44' Overall with 8" butt diameter and a 3" top diameter. 180 mph, unflagged windspeed. *Requires special 4'x9" ground sleeve (halyard, cam cleat, & door will arrive on flagpole)	1 of 8" Gold Ball, 1 FG Single Sheave Stationary Truck, 80' of Halyard, 1 set of Stainless Steel Snaps w/vinyl covers, 1 of 8" Powder Coated Aluminum Cleat, & 16" Flash Collar & ground sleeve
SW 50I	50' Above Grade Internal, 55' Overall with 10.5" butt diameter and a 3" top diameter (pole is equipped with a plug to accept the 1-1/4" NPT truck provided). 180 mph, unflagged windspeed	1 of 10" Gold Ball, 1 Aluminum Single Sheave Revolving Truck, 100' of Halyard, 1 set of Stainless Steel Snaps w/vinyl covers, 1 of 10" Powder Coated Aluminum Cleat, & 23" Flash Collar & ground sleeve
SW 60I	60' Above Grade Internal, 66' Overall with 11" butt diameter and a 3" top diameter (pole is equipped with a plug to accept the 1-1/4" NPT truck provided). 180 mph, unflagged windspeed	1 of 10" Gold Ball, 1 Aluminum Single Sheave Revolving Truck, 120' of Halyard, 1 set of Stainless Steel Snaps w/vinyl covers, 1 of 10" Powder Coated Aluminum Cleat, & 23" Flash Collar & ground sleeve

POSEIDON WITH YARDARM ONLY NAUTICAL SINGLE MASTED

Pricing Companion Pg.3



*Please Note: All yardarms are equipped with one set of halyards and pulleys. To order as pictured on left add extra set. Call for pricing.

ITEM #	DESCRIPTION:	FITTINGS INCLUDED:
NSM 25-YA	25' Above Grade Single Masted External, 28' Overall with 6.8" butt diameter and a 3" top diameter. Yardarm is 6.5' with a 3" center diameter and a 2.5" end diameter with stainless steel eye-bolts & pulleys. 150 mph, unflagged windspeed	1 of 6" Gold Ball, 1 FG Double Sheave Stationary Truck, 3 Halyards, 3 sets of Stainless Steel Snaps w/vinyl covers, 3 of 8" Powder Coated Aluminum Cleats & 16" Flash Collar & ground sleeve
NSM 30-YA	30' Above Grade Single Masted External, 33' Overall with 6.8" butt diameter and a 3" top diameter. Yardarm is 8' with a 4" center diameter and a 3" end diameter with stainless steel eye-bolts & pulleys. 150 mph, unflagged windspeed	1 of 6" Gold Ball, 1 FG Double Sheave Stationary Truck, 3 Halyards, 3 sets of Stainless Steel Snaps w/vinyl covers, 3 of 8" Powder Coated Aluminum Cleats & 16" Flash Collar & ground sleeve
NSM 35-YA	35' Above Grade Single Masted External, 39' Overall with 7.25" butt diameter and a 3" top diameter. Yardarm is 9.5' with a 4" center diameter and a 3" end diameter with stainless steel eye-bolts & pulleys. 150 mph, unflagged windspeed	1 of 8" Gold Ball, 1 FG Double Sheave Stationary Truck, 3 Halyards, 3 sets of Stainless Steel Snaps w/vinyl covers, 3 of 8" Powder Coated Aluminum Cleats & 16" Flash Collar & ground sleeve
NSM 40-YA	40' Above Grade Single Masted External, 44' Overall with 8" butt diameter and a 3" top diameter. Yardarm is 11' with a 4" center diameter and a 3" end diameter with stainless steel eye-bolts & pulleys. 150 mph, unflagged windspeed	1 of 8" Gold Ball, 1 FG Double Sheave Stationary Truck, 3 Halyards, 3 sets of Stainless Steel Snaps w/vinyl covers, 3 of 8" Powder Coated Aluminum Cleats & 23" Flash Collar & ground sleeve
NSM 50-YA	50' Above Grade Single Masted External, 55' Overall with 10.5" butt diameter and a 4.5" top diameter. Yardarm is 13.5' with a 4.5" center diameter and a 3" end diameter with stainless steel eye-bolts & pulleys. 150 mph, unflagged windspeed	1 of 10" Gold Ball, 1 Aluminum Double Sheave Revolving Truck, 3 Halyards, 3 sets of Stainless Steel Snaps w/vinyl covers, 3 of 8" Powder Coated Aluminum Cleats & 23" Flash Collar & ground sleeve
NSM 60-YA	60' Above Grade Single Masted External, 66' Overall with 11" butt diameter and a 4.5" top diameter. Yardarm is 16' with a 4.5" center diameter and a 3" end diameter with stainless steel eye-bolts & pulleys. 150 mph, unflagged windspeed	1 of 10" Gold Ball, 1 Aluminum Double Sheave Revolving Truck, 3 Halyards, 3 sets of Stainless Steel Snaps w/vinyl covers, 3 of 8" Powder Coated Aluminum Cleats & 23" Flash Collar & ground sleeve

POSEIDON WITH YARDARM & GAFF SINGLE MASTED SERIES

Pricing Companion Pg.3



*Please Note: All yardarms are equipped with one set of halyards and pulleys. To order as pictured on left add extra set. Call for pricing.

ITEM #	DESCRIPTION:	FITTINGS INCLUDED:
NSM 25-YAG	25' Above Grade Single Masted External, 28' Overall with 6.8" butt diameter and a 3" top diameter. Yardarm is 6.5' with a 3" center diameter and a 2.5" end diameter with stainless steel eye-bolts & pulleys. Gaff is 4.5' with a 3" butt diameter and 2.5" tip. 150 mph, unflagged windspeed	1 of 6" Gold Ball, 1 FG Double Sheave Stationary Truck, 1 Aluminum Gaff Track, 4 Halyards, 4 sets of Stainless Steel Snaps w/vinyl covers, 4 of 8" Powder Coated Aluminum Cleats & 16" Flash Collar & ground sleeve
NSM 30-YAG	30' Above Grade Single Masted External, 33' Overall with 6.8" butt diameter and a 3" top diameter. Yardarm is 8' with a 4" center diameter and a 3" end diameter with stainless steel eye-bolts & pulleys. Gaff is 5.5' with a 4" butt diameter and 3" tip. 150 mph, unflagged windspeed	1 of 6" Gold Ball, 1 FG Double Sheave Stationary Truck, 1 Aluminum Gaff Track, 4 Halyards, 4 sets of Stainless Steel Snaps w/vinyl covers, 4 of 8" Powder Coated Aluminum Cleats & 16" Flash Collar & ground sleeve
NSM 35-YAG	35' Above Grade Single Masted External, 39' Overall with 7.25" butt diameter and a 3" top diameter. Yardarm is 9.5' with a 4" center diameter and a 3" end diameter with stainless steel eye-bolts & pulleys. Gaff is 6.5' with a 4" butt diameter and 3" tip. 150 mph, unflagged windspeed	1 of 8" Gold Ball, 1 FG Double Sheave Stationary Truck, 1 Aluminum Gaff Track, 4 Halyards, 4 sets of Stainless Steel Snaps w/vinyl covers, 4 of 8" Powder Coated Aluminum Cleats & 16" Flash Collar & ground sleeve
NSM 40-YAG	40' Above Grade Single Masted External, 44' Overall with 8" butt diameter and a 3" top diameter. Yardarm is 11' with a 4" center diameter and a 3" end diameter with stainless steel eye-bolts & pulleys. Gaff is 7.5' with a 4" butt diameter and 3" tip. 150 mph, unflagged windspeed	1 of 8" Gold Ball, 1 FG Double Sheave Stationary Truck, 1 Aluminum Gaff Track, 4 Halyards, 4 sets of Stainless Steel Snaps w/vinyl covers, 4 of 8" Powder Coated Aluminum Cleats & 16" Flash Collar & ground sleeve
NSM 50-YAG	50' Above Grade Single Masted External, 55' Overall with 10.5" butt diameter and a 4.5" top diameter. Yardarm is 13.5' with a 4.5" center diameter and a 3" end diameter with stainless steel eye-bolts & pulleys. Gaff is 9' with a 4.5" butt diameter and 3" tip. 150 mph, unflagged windspeed	1 of 10" Gold Ball, 1 Aluminum Double Sheave Revolving Truck, 1 Aluminum Gaff Track, 4 Halyards, 4 sets of Stainless Steel Snaps w/vinyl covers, 4 of 8" Powder Coated Aluminum Cleats & 23" Flash Collar & ground sleeve
NSM 60-YAG	60' Above Grade Single Masted External, 66' Overall with 11" butt diameter and a 4.5" top diameter. Yardarm is 16' with a 4.5" center diameter and a 3" end diameter with stainless steel eye-bolts & pulleys. Gaff is 11' with a 4.5" butt diameter and 3" tip. 150 mph, unflagged windspeed	1 of 10" Gold Ball, 1 Aluminum Double Sheave Revolving Truck, 1 Aluminum Gaff Track, 4 Halyards, 4 sets of Stainless Steel Snaps w/vinyl covers, 4 of 8" Powder Coated Aluminum Cleats & 23" Flash Collar & ground sleeve

POSEIDON DOUBLE MASTED SERIES

Pricing Companion Pg.4



SPECIAL ORDER ONLY—PLEASE REQUEST PRICING

***PLAN ON EXTENDED LEADTIME**

*Please Note: All yardarms are equipped with one set of halyards and pulleys. To order as pictured on left add extra set. Call for pricing.

ITEM #	DESCRIPTION:	FITTINGS INCLUDED:
NDM 25-YAG	25' Above Grade Double Masted Design External, 28' Overall with 6.8" butt diameter and a 3" top diameter. The top section is 10'9" with a butt diameter of 5" and top diameter of 3". The bottom section is 18'9" with a butt diameter of 6.8" and top diameter of 5.75". Yardarm is 6.5' with a 3" center diameter and a 2.5" end diameter with stainless steel eye-bolts & pulleys. The gaff is 6.5'. 150mph, unflagged windspeed	1 of 6" Gold Ball, 1 FG Double Sheave Stationary Truck, Aluminum Gaff Truck, 4 Halyards, 4 sets of Stainless Steel Snaps w/vinyl covers, 4 of 8" Powder Coated Aluminum Cleats, & 16" Flash Collar & ground sleeve
NDM 30-YAG	30' Above Grade Double Masted Design External, 34' Overall with 7" butt diameter and a 3" top diameter. The top section is 12'9" with a butt diameter of 5" and top diameter of 3". The bottom section is 22'9" with a butt diameter of 7" and top diameter of 5.75". Yardarm is 9.5' with a 4" center diameter and a 3" end diameter with stainless steel eye-bolts & pulleys. The gaff is 7.5'. 150mph, unflagged windspeed	1 of 6" Gold Ball, 1 FG Double Sheave Stationary Truck, Aluminum Gaff Truck, 4 Halyards, 4 sets of Stainless Steel Snaps w/vinyl covers, 4 of 8" Powder Coated Aluminum Cleats, & 16" Flash Collar & ground sleeve
NDM 35-YAG	35' Above Grade Double Masted Design External, 39' Overall with 9.1" butt diameter and a 3" top diameter. The top section is 14'9" with a butt diameter of 5.5" and top diameter of 3". The bottom section is 25'9" with a butt diameter of 9.1" and top diameter of 7.4". Yardarm is 11.5' with a 4.5" center diameter and a 3" end diameter with stainless steel eye-bolts & pulleys. The gaff is 9'. 150mph, unflagged windspeed	1 of 8" Gold Ball, 1 FG Double Sheave Stationary Truck, Aluminum Gaff Truck, 4 Halyards, 4 sets of Stainless Steel Snaps w/vinyl covers, 4 of 8" Powder Coated Aluminum Cleats, & 16" Flash Collar & ground sleeve
NDM 40-YAG	40' Above Grade Double Masted Design External, 45' Overall with 9.2" butt diameter and a 3" top diameter. The top section is 16'9" with a butt diameter of 5.5" and top diameter of 3". The bottom section is 29'9" with a butt diameter of 9.2" and top diameter of 7.4". Yardarm is 13' with a 4.5" center diameter and a 3" end diameter with stainless steel eye-bolts & pulleys. The gaff is 10'. 150mph, unflagged windspeed	1 of 8" Gold Ball, 1 FG Double Sheave Stationary Truck, Aluminum Gaff Truck, 4 Halyards, 4 sets of Stainless Steel Snaps w/vinyl covers, 4 of 8" Powder Coated Aluminum Cleats, & 16" Flash Collar & ground sleeve
NDM 50-YAG	50' Above Grade Double Masted Design External, 56' Overall with 10.9" butt diameter and a 5" top diameter. The top section is 21' with a butt diameter of 8.5" and top diameter of 5". The bottom section is 37' with a butt diameter of 10.9" and top diameter of 9.2". Yardarm is 16' with a 5" center diameter and a 3" end diameter with stainless steel eye-bolts & pulleys. The gaff is 12.5'. 150mph, unflagged windspeed	1 of 10" Gold Ball, 1 Aluminum Double Sheave Revolving Truck, Aluminum Gaff Truck, 4 Halyards, 4 sets of Stainless Steel Snaps w/vinyl covers, 4 of 10" Powder Coated Aluminum Cleats, & 23" Flash Collar & ground sleeve
NDM 60-YAG	60' Above Grade Double Masted Design External, 67' Overall with 11.1" butt diameter and a 5" top diameter. The top section is 25' with a butt diameter of 8.5" and top diameter of 5". The bottom section is 44' with a butt diameter of 11.1" and top diameter of 9.5". Yardarm is 19' with a 5" center diameter and a 3" end diameter with stainless steel eye-bolts & pulleys. The gaff is 15'. 150mph, unflagged windspeed	1 of 10" Gold Ball, 1 Aluminum Double Sheave Revolving Truck, Aluminum Gaff Truck, 4 Halyards, 4 sets of Stainless Steel Snaps w/vinyl covers, 4 of 10" Powder Coated Aluminum Cleats, & 30" Flash Collar & ground sleeve

GOLD BALLS





















Pricing Companion Pg.5



ITEM #	DIAMETER:	SPINDLE:	DESCRIPTION:	FOR FLAGPOLE MODEL:
Ball04	4"	1/2"	4" Anodized gold ball with 1/2" spindle	15' - 25' Aura Series
Ball06	6"	1/2"	6" Anodized gold ball with 1/2" spindle	20' - 35' Aeolus, 30' Apollo & 30' Poseidon Series
Ball08	8"	1/2"	8" Anodized gold ball with 1/2" spindle	40' Aeolus, 35' - 40' Apollo & 35' - 40" Poseidon Series
Ball10	10"	5/8"	10" Anodized gold ball with 5/8" spindle	50' - 60' Aeolus, 50' - 60' Apollo & 50' - 60" Poseidon Series
Ball12	12"	5/8"	12" Anodized gold ball with 5/8" spindle	70' - 100' Aeolus Series

FLAGPOLE TRUCKS

Pricing Companion Pg.5

TOP:	BOTTOM:	ITEM #:	DESCRIPTION:	FOR FLAGPOLE MODEL:
		TR-RES	Stationary FG Single Sheave External Truck	15'-25' Aura Series
		TR-FG-EX	Stationary FG Double Sheave External Truck	20' - 40' External Aeolus, 25' - 40' Apollo & Poseidon Series
		TR-FG-INT	Stationary FG Single Sheave Internal Truck	20'-40' Internal Aeolus, 25'-40' Apollo & Poseidon Series
		TR-FG-EX-REV	Revolving FG Double Sheave External Truck	20'-40' External Aeolus, 25'-40' Apollo & Poseidon Series
		TR-FG-INT-REV	Revolving FG Single Sheave Internal Truck	20'-40' Internal Aeolus, 25'-40' Apollo & Poseidon Series
		TR9-AL-EX-REV	9" Revolving Aluminum Double Sheave External Truck	50'-60' External Aeolus, Apollo & Poseidon Series
		TR13-AL-EX-REV	13" Revolving Aluminum Double Sheave External Truck	70'-80' External Aeolus Series
		TR8-AL-INT-REV	8" Revolving Aluminum Single Sheave Internal Truck	50'-60' Internal Aeolus, Apollo & Poseidon Series
		TR11-AL-INT-REV	11" Revolving Aluminum Single Sheave Internal Truck	70'-100' Internal Aeolus Series
		TR-OR	Aluminum Stationary Cap Style Outrigger/Gaff Truck	10'-14' Aeolus Outrigger & Poseidon Series Gaffs (only)

ACCESSORIES

FLAGPOLE HALYARD

BRAIDED POLYESTER

Available in widths: #7, #10, & #12

Colors: White & Black - ONLY

Haylard is ordered by size of pole & cut to length for you.

*Spool purchases will be limited in 2024 and are subject to availability



ITEM #	DESCRIPTION:	FOR FLAGPOLE MODEL:
HAL 15R	30' of #7 (1/4") polyester rope	15' - 25' Aura Series
HAL 20R	40' of #7 (1/4") polyester rope	20' Aura Series
HAL 25R	50' of #7 (1/4") polyester rope	25' Aura Series
HAL 20	40' of #10 (5/16") polyester rope	20' External Aeolus
HAL 25	50' of #10 (5/16") polyester rope	25' External Aeolus, Apollo & Poseidon Series
HAL 30	60' of #10 (5/16") polyester rope	30' External Aeolus, Apollo & Poseidon Series
HAL 35	70' of #10 (5/16") polyester rope	35' External Aeolus, Apollo & Poseidon Series
HAL 40	80' of #10 (5/16") polyester rope	40' External Aeolus, Apollo & Poseidon Series
HAL 50	100' of #12 (3/8") polyester rope	50' External Aeolus, Apollo & Poseidon Series
HAL 60	120' of #12 (3/8") polyester rope	60' External Aeolus, Apollo & Poseidon Series
HAL 70	140' of #12 (3/8") polyester rope	70' External Aeolus,
HAL 80	160' of #12 (3/8") polyester rope	80' External Aeolus

Call or email for current spool price:

#7 & #10 are sold in 1000' spool

#12 is only sold in 500' spool

FLAGPOLE SNAPS

SNAPS AND COVERS ARE SOLD INDIVIDUALLY

Pricing Companion Pg.5



ITEM #	DESCRIPTION:	FOR FLAGPOLE MODEL:
SNAP RES	Nylon Snap	15'-25' Aura Series (sold individually)
SNAP BR	3-1/4" Brass Swivel Snap (cover sold separately)	20'-40' External Aeolus (sold individually)
SNAP S/S SM	3-1/4" Stainless Steel Swivel Snap (cover sold separately)	25'-40' Apollo & Poseidon Series (sold individually)
SNAP S/S LG	4-1/2" Stainless Steel Swivel Snap	50'-100' Aeolus, 50'-60' Apollo & 50'-60' Poseidon Series (sold individually)
SNAP COVER SM	Small Snap Cover (white vinyl) fits 3-1/4" snap	20'-40' Aeolus, 25'-40' Apollo & 25'-40' Poseidon Series (sold individually)
SNAP COVER LG	Large Snap Cover (white vinyl) fits 4-1/2" snap	50'-100' Aeolus, 50'-60' Apollo & 50'-60' Poseidon Series (sold individually)

ACCESSORIES

FLAGPOLE CLEATS

SPECIFY COLOR WHEN ORDERING.
AVAILABLE IN WHITE OR BLACK ONLY

Pricing Companion Pg.5



ITEM #	DESCRIPTION:	FOR FLAGPOLE MODEL:
CLEAT NY 5.5	5-1/2" Nylon Cleat	15'-25' Aura Series
CLEAT NY 8.5	8-1/2" Nylon Cleat	20'-40' Aeolus Series
CLEAT AL 8	8" Aluminum Powder Coated Cleat	25'-40' Apollo & 25'-40' Poseidon Series
CLEAT AL 10	10" Aluminum Powder Coated Cleat	50'-100' Aeolus, 50'-60' Apollo & 50'-60' Poseidon Series

FLASH COLLARS



Pricing Companion Pg.5

***Some of the Poseidon Series Nautical Double Masted Poles take larger size flash collar.**


This is due to the larger butt diameter of the Nautical Double Masted flagpole design.

Applies to pole sizes: NDM 35 & NDM 40 uses a 23" flash collar and NDM 60 uses a 30" flash collar

ITEM #	DESCRIPTION:	FOR FLAGPOLE MODEL:
FC 15R	12" Flash Collar	15' Aura Series (Specify color when ordering)
FC 20R	12" Flash Collar	20' Aura Series (Specify color when ordering)
FC 25R	12" Flash Collar	25' Aura Series (Specify color when ordering)
FC 20	16" Flash Collar	20' Aeolus (Specify color when ordering)
FC 25	16" Flash Collar	25' Aeolus, Apollo & Poseidon Series (Specify color when ordering)
FC 30	16" Flash Collar	30' Aeolus, Apollo & Poseidon Series (Specify color when ordering)
FC 35	16" Flash Collar	35' Aeolus, Apollo & Poseidon Series* (Specify color when ordering)
FC 40	16" Flash Collar	40' Aeolus, Apollo & Poseidon Series* (Specify color when ordering)
FC 50	23" Flash Collar	50' Aeolus, Apollo, & Poseidon Series* (must specify pole type & color when ordering)
FC 60	23" Flash Collar	60' Aeolus, Apollo, & Poseidon Series* (must specify pole type & color when ordering)
FC70	30" Flash Collar	70' Aeolus Series
FC 80	30" Flash Collar	80' Aeolus Series
FC 90	30" Flash Collar	90' Aeolus Series
FC 100	30" Flash Collar	100' Aeolus Series

INTERNAL DOORS

Pricing Companion Pg.5



ITEM #	DESCRIPTION:	FOR FLAGPOLE MODEL:
D4 DOOR SM	Small Access Door Includes: Security Screw, Tab, & Locking Nut	20'-25' Internal Aeolus, & 25' Apollo Series
D4 DOOR LG	Large Access Door Includes: Security Screw, Tab, & Locking Nut	30'-40' Internal Aeolus, & 30'-40' Apollo Series
INT DRIVER	Security Driver to access D4 Door (Only)	All Internal Flagpoles (2013-Present)
DOOR-50I	Access Door for a 50' Internal w/lock & keys	50' Internal Aeolus & 50' Apollo Series
DOOR-60I	Access Door for a 60' Internal w/lock & keys	60' Internal Aeolus & 60' Apollo Series
DOOR-70I	Access Door for a 70' Internal w/lock & keys	70' Internal Aeolus
DOOR-80I	Access Door for a 80' Internal w/lock & keys	80' Internal Aeolus
DOOR-90I	Access Door for a 90' Internal w/lock & keys	90' Internal Aeolus
DOOR-100I	Access Door for a 100' Internal w/lock & keys	100' Internal Aeolus
KEYS	1 pair of CL-400 Keys for all Doors 50'-100'	All Internal poles 50'-100'

INTERNAL CAM CLEAT

Pricing Companion Pg.5



ITEM #	DESCRIPTION:	FOR FLAGPOLE MODEL:
INT CAM SM	Marine Grade Swivel Cam Cleat	20'-45' Aeolus, & 25'-40' Apollo Series

HELPFUL TIP:

To operate the cam cleat, pull up on the halyard (rope) while holding the halyard. This action releases the halyard to allow free movement for raising and lowering the flag. Never let the halyard go until properly locked back in place. Once your halyard and flag are in place, pull down on the halyard to lock it back in place. This action causes the halyard to get “held” in between the two cleat sheaves which act as the brake.

Always be aware of the counterweight above. Be sure the halyard is safely secured in the cam cleat before you release it.

RESTRING A CAM-CLEAT IN 6 STEPS:



INTERNAL WINCHES & WINCH HANDLES FOR POLES 50' - 100'

Pricing Companion Pg.5



ITEM #	DESCRIPTION:	FOR FLAGPOLE MODEL:
INT WINCH SM	Small Winch	50'-60' Aeolus & 50'-60' Apollo Series
INT WINCH LG	Large Winch	70'-100' Aeolus Series
INT WINCHHANDLE	Winch Handle for operating winch	All Internal Flagpoles with a winch

OPERATING & MAINTAINING A WINCH:

While at rest, the winch reel is kept from turning when the brake shoes press on the brake drum. When applying a force to the inner barrel by turning the crank, the brake shoes retract slightly, allowing the winch barrel to turn as long as force is applied. This should be done in a slow, easy rhythm. Cranking a winch too quickly can cause a "birdnest" affect on the cable. This is a costly repair. When you stop cranking the brake shoes to move against the brake drum and hold the reel steady. With use over time, the build-up of friction by-products in the reel may prevent the shoes from moving. If they are held against the drum, it will become difficult to operate the winch. If they are held slightly off the drum, the winch will begin to slip a little.

To eliminate either problem, the winch must be cleaned periodically with the brake cleaner supplied with the flagpole. Spray the cleaner into the crack between the barrel and the flanged brake drum while vigorously cranking the winch back and forth in short turns. The spray cleaner will tend to blow and wash out built-up debris around the brake shoe linkage, restoring smooth operation. The winch should be cleaned one a month, or whenever its operation begins to become erratic.

INTERNAL COUNTER WEIGHTS

COUNTER WEIGHTS PROVIDE NECESSARY WEIGHT TO INTERNAL HALYARDS FOR RAISING & LOWERING YOUR FLAG

Pricing Companion Pg.5



ITEM #	DESCRIPTION:	FOR FLAGPOLE MODEL:
INT CW SM	Small Counter Weight (4 lbs.)	20'-40' Internal Aeolus & 25'-40' Apollo Series
INT CW LG	Large Counter Weight (14 lbs.)	50'-100' Internal Aeolus Series & 50'-60' Apollo Series

IMPORTANT:

Always be aware of and pay close attention to the location of the counter weight when raising and lowering your flag. They are vinyl coated steel and may cause injury if not used properly.

INTERNAL RETAINING RINGS

Pricing Companion Pg.5



ITEM #	DESCRIPTION:	FOR FLAGPOLE MODEL:
INT RING SM	Small Retaining Ring	20'-40' Internal Aeolus & 25'-40' Apollo Series
INT RING MED	Medium Retaining Ring	50'-60' Internal Aeolus Series & 50'-60' Apollo Series
INT RING LG	Large Retaining Ring	70'-100' Internal Aeolus Series

DISCONTINUED PARTS

Small inventory on hand for replacements only

Pricing Companion Pg.6

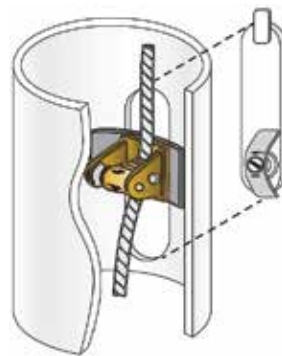







IMAGE:	ITEM #:	DESCRIPTION:	
	DC DOOR2	Discontinued D2 Oblong Door w/lock & keys for 20'40' Internal Flagpole	Available in limited quantities for replacements only
	DC D2 CAM MOUNT	Discontinued FG Mount for Cam Cleat D2 style with rivets (DC CAM CLEAT sold separately & comes mounted when requested)	Available in limited quantities for replacements only
	DC CAM CLEAT	Discontinued Cam Cleat for Doors D1, D2, & D3 with rivets	Available in limited quantities for replacements only
	DC DOOR3	Discontinued D3 Round Door w/lock & keys for 20'40' Internal Flagpole	Available in limited quantities for replacements only
	DC D3 BRK	Discontinued Bracket w/Cam Cleat & Rivets for D3 20'-40' Internal Flagpole (cam cleat is mounted prior to shipping-included in cost)	Available in limited quantities for replacements only



WARRANTY

PLP Composites, proud crafters of Zeus Flagpoles™, warrants this product, at the time of shipment, to be free from defects in material and craftsmanship. Any flagpole shaft found to be defective, upon examination by PLP, for the lifetime of the pole, after normal use and service shall be repaired or replaced at our discretion.

All accompanying hardware and fittings are covered for 1 year from the date of shipment.

The warranty is limited to the repair or replacement of the flagpole itself and does NOT include transportation/shipping costs, removal of the damaged shaft, improper installation of the shaft, installation of a replacement shaft, disposal of damaged shaft or any other expenses which may be incurred during fulfillment of an approved warranty. In no case shall PLP Composites be liable for consequential, special, and/or indirect damages resulting from transportation, handling beyond PLP or the breach of this warranty.

All warranty claims must be submitted in writing or via email to PLP Composites from the retailer from whom you purchased the flagpole. All claims must include pictures and a description of the damage, the size and series of the flagpole and as many details as possible. A determination on your warranty claim will be made in a timely fashion by PLP Composites.

PLP makes no other or further warranty, expressed or implied, including any warranty of fitness or merchantability.

WARRANTY CLAIM PROCEDURE

PLEASE FILL OUT THE FOLLOWING FORM TO AID IN THE PROCESS OF THE WARRANTY CLAIM

Date:

Name:

Company:

Main Contact:

Phone Number:

E-Mail:

Purchase Date:

Installation Date:

Location (City, State, Zip):

Date of Incident:

Pole Size & Type:

Weather Conditions/Wind Conditions/Flying flag?

Description of Damage Type:

PLEASE INCLUDE PICTURES OF THE DAMAGED FLAGPOLE. INCLUDE SEVERAL VIEWS OF THE FLAGPOLE.
DO NOT DISPOSE OF THE FLAGPOLE UNTIL WE KNOW IF WE WILL REQUIRE IT BACK OR NOT.

TAKING CARE OF YOUR NEW ZEUS™ FLAGPOLE

CHECK YOUR HALYARD OFTEN:

Replace your halyard if it shows signs of fraying. This helps you avoid a costly replacement.

Tightly wrap halyard around the pole to prevent the snaps from banging against the finish. This also helps to prevent a halyard from “jumping” off the pulley in high winds.

There is no prevention of a frozen halyard in harsh winter weather. Do not force it to move. Wait for it to thaw naturally to prevent unnecessary damage to the pulley on the truck.

SNAPS SHOULD BE CHECKED REGULARLY:

Keeping your snaps & covers in great shape protects the finish of your flagpole. Replace snaps or covers when needed.

CLEANING TIPS:

Using a mild water/bleach solution removes most dirt & dust build up on your flagpole.

Avoid using high pressure washer.

Scrub marks, grass stains, etc. can often be removed with a “Magic” Eraser type pad.

Your pole can be polished with a non-abrasive cleaning compound safe for fiberglass.

Never use sandpaper or abrasives on the finish



FLAG SIZE CHART

COMMON FLAG SIZES FOR THE HEIGHT OF YOUR POLE

POLE HEIGHT	OPTIMAL FLAG SIZE
15 FT	→ 3' X 5'
20 FT	→ 4' X 6'
25 FT	→ 5' X 8'
30 FT	→ 5' X 8'
35 FT	→ 6' X 10'
40 FT	→ 6' X 10'
50 FT	→ 8' X 12'
60 FT	→ 10' X 15'
70 FT	→ 12' X 18'
80 FT	→ 12' X 18'
90 FT	→ 20' X 30'
100 FT	→ 20' X 30'

FREQUENTLY ASKED QUESTIONS

Q. WHY DON'T YOU PUBLISH WALL THICKNESS?

A. The manner in which PLP Composites manufactures its flagpoles renders "Wall Thickness" to be less meaningful than with typical aluminum, steel or other tubular material with a constant wall thickness throughout. PLP engineers and constructs its fiberglass poles for material efficiency adding material thickness where it is needed (at the base of the pole where stress is highest) and less where it is not (at the tip). Therefore, depending on where a pole is measured for thickness, the number will vary along its length, tapering down in thickness from base to tip. Each pole length within each pole series is engineered and tested to withstand the wind ratings and stress levels indicated in our charting and we utilize NAAMM and AASHTO testing criteria to assure our poles meet the proper engineering requirements.

Q. WHY DON'T YOU PUBLISH "FLAGGED" WINDSPEED RATINGS?

A. Our flagpoles are designed to unflagged windspeeds through our computer design program. We do not have knowledge of what size flag your customer will fly on their pole. Each flag size creates a different stress load on the pole. Flying a 3'x5' US flag would be a much different "flagged" windspeed rating than a 6'x10' flag on the same pole. So, we only publish the unflagged ratings to eliminate confusion, and boxing your customer in to a specific size flag.

Q. I'M ON A JOBSITE AND LOST/DIDN'T RECEIVE SCREWS, WHAT SIZE SHOULD I BUY/KEEP HANDY IN MY TOOLBOX FOR THE TRUCK? CLEATS?

A. Our slip fit stationary and revolving trucks all use S/S #8 3/4" screws

A. A 5.5" nylon cleat uses S/S #10 1-1/2" screw & an 8.5" nylon cleat uses S/S #10 2" screw

Q. QUICK! WHICH WRENCH SIZE TO I BRING FOR TIGHTENING YARDARM BRACKETS!

- A.** For YA25R models use a 7/16" wrench – bolts are S/S ¼"-20x2"
- A.** For YA20-40 models use a ½" wrench – bolts are S/S 5/16"-18x2"
- A.** For YA50-60 models use a 9/16" wrench – bolts are S/S 3/8"-16x2"

Q. WHAT IS THE RECOMMENDED BOLT PROJECTION WHEN CREATING A BASE FOR AN ANCHOR BASE? HINGE BASE?

(ALSO LOCATED ON THE SHOP DRAWING SPECIFICATIONS AND INSTALLATION INSTRUCTIONS)

- A.** Anchor base recommended bolt projection is 2.75"
- A.** Hinge base recommended bolt projection is 3"

Q. MY FLAGPOLE HAS A LONG LEAD TIME, CAN MY GROUND SLEEVE SHIP AHEAD? WHAT ABOUT ANCHOR BOLTS AND TEMPLATES?

- A.** Yes! We can always UPS ship a ground sleeve w/instruction or the anchor bolts, template and instructions to set the footing ahead of a flagpole arrival. This is true for any order, not just those with a longer lead time. There is a UPS fee to do so and it is only provided when requested.

Q. CAN YOU SHIP MY ORDERS BLIND? WILL MY CUSTOMER SEE WHAT I PAY ON THE PAPERWORK FOR DROP SHIP ORDERS?

- A.** All orders that we ship direct to your customer ship blind. The paperwork all reads that the order shipped from your company. Invoices to and payments from your customer must go through you. We will invoice you only for your cost and shipping cost of the products. Customers will receive a packing slip with their order that does NOT include any pricing. It will include model numbers, product description, and amount shipped.

Q. THE BOLTS TO LOWER MY HINGE BASE FLAGPOLE APPEAR TO BE FROZEN, I'VE TRIED LIQUID WRENCH, DO YOU HAVE OTHER RECOMMENDATIONS?

A. The bolts typically do not seize on the threads; however, they can be stubborn to remove at times. PB Blaster might help. Perhaps an impact driver or hammer on the allen head wrench to provide a “shock” to get it to release.

Q. MY FLAGPOLE IS VERY OLD, I WOULD LIKE TO REPAINT IT, CAN YOU MAKE RECOMMENDATIONS ON HOW TO DO THAT?

- A. 1.** Lightly sand the pole. Do not sand roughly, you're only scuffing the surface to allow for paint adhesion.
- 2.** Thoroughly clean all sanding dust off with a tack cloth. If you decide to use water to wash off you must let the pole dry completely before proceeding.
- 3.** Pole can be painted with a quality exterior high gloss paint. We recommend a marine grade paint, if available. If not, Benjamin Moore & Sherwin Williams make excellent quality exterior paint in high gloss.
- 4.** While painting, use a small amount of paint at a time to avoid drips. We recommend a lightly coated brush or small foam roller for the task. Work in small sections and wipe any drips promptly.

Q. CAN I USE YOUR TRUCK ON A DIFFERENT MANUFACTURER'S FLAGPOLE?

A. A. Our trucks are designed to our pole dimensions.

- 1.** Part# TR-RES is designed to fit a pole with a top diameter of 2.75". The slip-fit stem has an OD of 2-1/4".
- 2.** Part# TR-FG-EX and TR-FG-INT is designed to fit a pole with a 3" top diameter. The slip-fit stem has an OD of 2-3/4".

Q. WHAT CAN I DO IF I GET EXTREME MOLD/MILDEW GROWTH ON MY POLE? CAN I CLEAN THAT?

A. We recommend gently using a scotch-bright or similar mildly abrasive pad to remove the heaviest growth. Follow up with a magic eraser type pad, they have proven extremely effective at removing stains from poles caused by mold, grass, mud, etc. If those don't completely do the trick it has been suggested to use Meguiar's Mirror Glaze #83 (multiple levels/numbers available online) as a final treatment. It is made for polishing cars; however, testing has given satisfactory results on our coatings once the majority has been cleaned off.

Q. CAN FLAGPOLES BE PICKED UP AT YOUR FACTORY? CAN MY CUSTOMER PICK UP THEIR FLAGPOLE FROM YOU?

A. Yes, of course, we will be happy to provide you with a scheduled pick-up date that your order will be ready. Please do not plan to arrive before that date. We cannot schedule impromptu tours upon arrival, all tours must be scheduled in advance.

Note: No pricing will be available to your customer on their paperwork, they will receive only a packing slip for pick-ups, same as shipments. All invoicing/pricing for your customer(s) must go through you.

Q. WHAT SIZE EYE BOLTS AND PULLEYS ARE ON MY YARDARM?

A. Model# YA25R have S/S 1/4"x3" bolts and S/S 3/4" pulleys

A. Model# YA20-YA40 have S/S 1/4"x4" bolts and S/S 1-1/4" pulleys

